

International Phototherapy Association
In Cooperation With
Laser and Health Academy
Presents

Fotona^{FT}
Technology



INNOVATIONS IN GYNECOLOGIC LASER

September 19-21, 2013

Vilnius, Lithuania

During **WORLD LASEROLOGY CONGRESS** www.IPTA2013.com

INNOVATIONS IN GYNECOLOGIC LASER

- Vaginal Tightening
- Female stress and mixed urinary incontinence
- Pelvic organ prolapses
- Vaginal Atrophy
- Aesthetic gynecology therapies
- Surgical applications

THE BENEFITS OF LASERS IN GYNECOLOGY

Vaginal Rejuvenation / Urinary Incontinence:

Non invasive
Non ablative procedures
No anesthesia
Painless with minimal downtime
No adverse effects
No consumables



Course Chairman:
Zdenko Vizintin
BSEE (Dipl. Eng.), MBA
President of LA&HA

Course Assistant:
Dr. Žana Bumbulienė
Gynecologist, EURAPAG, LAGD

Program Topics September 19

Science Module

Venue: Vilnius University Old Campus
Time: 12-14am

- Fundamentals of Laser for Gynecologist
- 1 year of DySIS colposcopy experience. D.Kanopiene, A.Vaitkuvienė.
- How Er:YAG and Smooth Mode Work
- Application of Laser in gynecology:
 - Vaginal Rejuvenation and tightening **IntimaLase**
 - Treatment of mild to moderate stress urinary incontinence and mixed incontinence **Incontilase**
 - Labiaplasty, pigmented labia, genital warts etc.

Practical Module

Venue: CLINIC IN(Bendrosios ir estetišės dermatologijos klinika), S. Konarskio str. 2-96, Vilnius

Time: 15-18pm

- Introduction to Laser Treatments for Stress Urinary Incontinence and Vaginal Tightening
- Clinical cases
- Discussion

NB! Docotor's preregistration required

Organiser: Baltic Medicum OÜ, ESTONIA
Official distributor of FOTONA in Baltics

Participation fee: 50 eur

Online registration: www.ipta2013.com

Information: Roman Henson +3725177250
roman@vipmedicum.ee



The medical power of light

FotonaSmooth™

First Non-surgical Laser for Gynecologists

- **IntimaLase™** - laser vaginal tightening
- **IncontiLase™** - stress urinary incontinence laser treatment
- Minimally invasive, incisionless
- No anesthesia required
- Walk-in/walk-out procedure
- **FotonaSmooth™** technology that will revolutionize gynecology forever

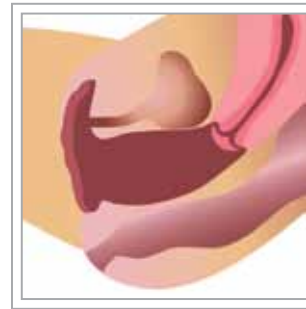
Fotona[•]
choose perfection

The Highest Performance, Best Made Laser Systems in the World

A true incisionless laser treatment for vaginal relaxation syndrome

IntimaLase™

- laser vaginal tightening (LVT) through photothermal tightening of the vaginal canal
- minimally invasive, incisionless
- no anesthesia needed
- safe, quick and easy ambulatory procedure
- walk-in/walk-out procedure



Vaginal relaxation syndrome



Tight vaginal canal

How does IntimaLase™ work?

- Fotona's 2940 nm Er:YAG non-ablative laser with proprietary "SMOOTH-mode" technology
- Thermal effect on the vaginal mucosa that stimulates collagen remodeling and the synthesis of new collagen fibers in the vaginal mucosa tissue and collagen-rich endopelvic fascia.
- The final result of collagen neogenesis and remodeling is tightening of the vaginal canal.



Before



After IntimaLase treatment

High success rate and patient satisfaction with IntimaLase™ treatment

Scientific results clearly show great improvements in vaginal tightness and sexual gratification.

- 95% of patients assess vaginal tightness as strongly or moderately improved
- 17% average measured shrinkage of vaginal canal
- High level (97%) of patient satisfaction
- No adverse events reported

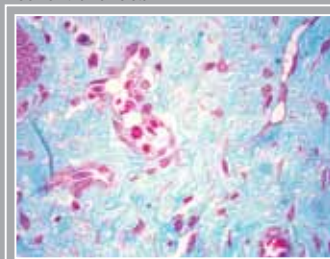


"Fotona's IntimaLase procedure is highly effective at improving patients' sexual function and sensitivity, and even decreases the risk of urinary incontinence, genital prolapse and other vaginal conditions. This technique is the most requested procedure in my office, with about 60% of patients seeking relief from functional problems."
(Jorge Gaviria, MD; Aldana Laser Center, Caracas, Venezuela.)

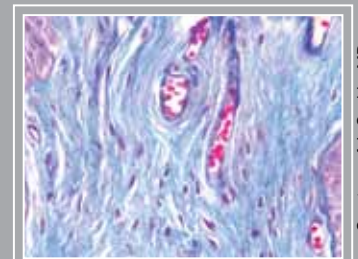


"Following a global evolution toward minimally-invasive and patient-friendly procedures, a new protocol for vaginal tightening "IntimaLase" has been developed that can provide patients vaginal rejuvenation avoiding undesirable complications that are present in more invasive treatment alternatives such as CO₂ laser."
(Adrian Gaspar, MD; Mendoza University, Argentina at the FIGO lecture, Rome 2012)

Gomori trichrome stain



Vaginal mucose sample before IntimaLase™ treatment.



Vaginal mucose sample 6 months after IntimaLase™ treatment showing increased collagen density.

A minimally invasive solution for mild and moderate stress and mixed urinary incontinence

IncontiLase™

- laser treatment of mild and moderate stress and mixed urinary incontinence (SUI)
- photothermal tightening of the urethral and anterior vaginal wall region
- minimally invasive, incisionless
- no anesthesia needed
- safe, quick and easy ambulatory procedure
- walk-in/walk-out procedure



Fotona SMOOTH mode treatment of the anterior vaginal wall

How does IncontiLase™ work?

- Fotona's 2940 nm Er:YAG non-ablative laser with proprietary "SMOOTH-mode" technology
- Collagen remodeling and the synthesis of new collagen fibers in the region of anterior vaginal wall as well as the vestibule and urethral orifice due to the thermal effect on the vaginal mucosa.
- Greater support to the bladder and the return of normal continence function through collagen neogenesis and shrinking and tightening of vaginal mucosa tissue and collagen-rich endopelvic fascia.



Mild and moderate stress and mixed urinary incontinence

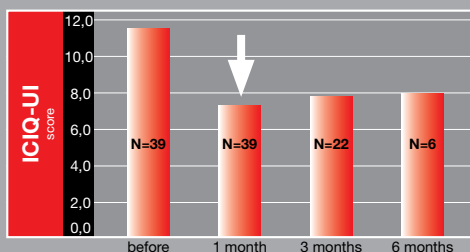


After IncontiLase treatment

IncontiLase™ is a safe and effective treatment for SUI

Results from clinical studies confirm that IncontiLase is an effective, safe and comfortable treatment option for symptom relief in patients with mild or moderate SUI.

- 70% of patients dry after 120 days
- 94% of patients report improvement
- Improvement of SUI in all measured parameters
- No adverse events reported



The degree of incontinence and its impact on the quality of life was assessed with the ICIQ-UI SF questionnaire before the treatment and at 1, 3 and 6 month follow-ups. The score significantly improved after the IncontiLase™ treatment.

Invasiveness	Non invasive methods	Invasive methods
Pelvic floor muscles	Kegel exercises Vaginal cones Electrical-stimulation	Surgical sphincter repair
Connective tissues	IncontiLase™	Anterior repair with Kelly plication Sling procedures (TVT, TOT)



"At the beginning I didn't believe that such a simple treatment as IncontiLase could be so effective in treating indications such as mild and moderate Stress Urinary Incontinence. But when my first patient, whom I treated one year ago for moderate SUI, reported that she is dry from the day of the procedure, I began to change my mind. Today, after treating many patients, I can say that the results we have obtained with this new technology are exceeding my expectations. And after one year, my first patient is still dry and very happy with the change IncontiLase brought to her life."

(Ivan Fistonic, MD, PhD; Fistonic Gynecology Clinic, Zagreb, Croatia)

Er:YAG is ideal for many other gynecological treatments

Wide range of treatments

- laser labial trimming
- laser vulvar melanosis
- genital warts
- cervical dysplasia
- soft-tissue coagulation, vaporization, incision/excision

Advantages of Er:YAG Lasers in Gynecology

- non-contact, non-invasive, high-precision procedures
- little or no pain, many treatments possible without anesthesia
- simultaneous disinfection, total re-epithelization and fast wound healing
- outstanding clinical results
- no consumables

Gynecological set

- **IncontiLase** treatment:
90° angular golden-mirror titanium adapter



- **IntimaLase** treatment
360° circular golden-mirror titanium adapter



- Laser speculum



- R11 full-beam titanium handpiece



- PS03 patterned titanium handpiece

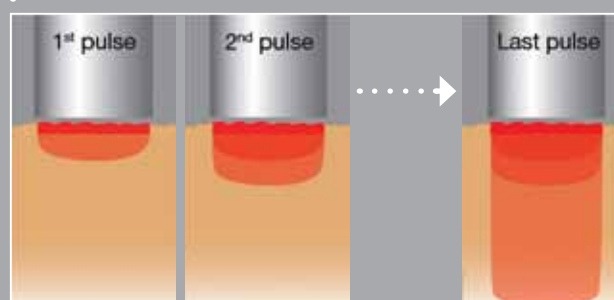


FotonaSmooth™ Er:YAG Technology

- Utilizes an optimal laser wavelength that is absorbed within a few microns of mucosal tissue, thus avoiding any damage to deeper-lying tissues and organs.
- Delivers optical energy in temporally optimally-spaced, short laser pulses in order to prevent temperature build-up at the surface and to achieve homogeneous heating within a several-hundred-micron thick superficial layer of the mucosal tissue.
- Treats the mucosal tissue in a smooth, almost “feather-like” non-ablative manner, without any bleeding and with a precisely controlled temperature deposition that eliminates the risk of tissue damage.

SMOOTH mode pulse

Optimal sequence of sub-ablative micro pulses



Thermal non-ablative treatment without any bleeding risk or damages to deeper-lying tissues.

Non-surgical laser designed for gynecologists

FotonaSmooth™

XS model

- 2940 nm Er:YAG
- Exclusive SMOOTH mode for non-ablative vaginal collagen neogenesis and remodeling
- Fotona Variable Square Pulse technology for controlled tissue ablation and coagulation
- Complete range of gynecological procedures
- Additional aesthetic procedures
- No consumables

Model	FotonaSmooth XS
Laser type	Er:YAG
Wavelength	2940 nm
Modalities	SMOOTH, Variable Square Pulse technology



Expand your practice with an additional laser wavelength

SP model

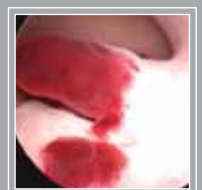
with additional aesthetic and clinical capabilities

- 2940 nm Er:YAG + 1064 nm Nd:YAG
- Fotona Multi-pulse technology
- Wide range of additional surgical and aesthetic procedures

Model	FotonaSmooth SP	
Laser type	Er:YAG	Nd:YAG
Wavelength	2940 nm	1064 nm
Modalities	SMOOTH, Variable Square Pulse tech.	Multi-Pulse technology

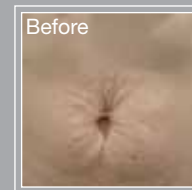


Intrauterine myomectomy (Nd:YAG)



Removal of polyps (Nd:YAG)

Courtesy of J. C. Montalvo, MD



Treatment of striae (Er:YAG)



Courtesy of C. Pidal, MD



Bikini line hair reduction (Nd:YAG)



Courtesy of J. Blaha, MD

Global Leader for over 45 Years

Since 1964 Fotona has set industry standards of excellence in laser systems for medicine, communications, industry, and defense. Our laser systems are the result of over 45 years of experience and expertise in producing high-tech products for these respective fields. Consequently Fotona is a globally recognized leader and pioneer in the innovation, development and manufacture of laser systems.

RECENT SCIENTIFIC REFERENCES

Vizintin Z, Rivera M, Fistonc I, Saraçoğlu F, Guimares P, Gaviria J, Garcia V, Lukac M, Perhavec T, Marini L.:

Novel Minimally Invasive VSP Er:YAG Laser Treatments in Gynecology, Journal of the Laser and Health Academy, Vol. 2012, No. 1, P. 46-58.

Fistonc I, Findri-Gustek S, Fistonc N.:

Minimally invasive laser procedure for early stages of stress urinary incontinence (SUI), Journal of the Laser and Health Academy, Vol. 2012, No. 1, P. 67-74.

Jorge E. Gaviria P, Jose A. Lanz L.:

Laser Vaginal Tightening (LVT) – evaluation of a novel noninvasive laser treatment for vaginal relaxation syndrome, Journal of the Laser and Health Academy, Vol. 2012, No. 1, P. 59-66.

High Technology – Made in Europe

As one of the top manufacturers of medical laser systems, our commitment to state-of-the-art, in-house production sets us apart from the competition, which typically outsources the production process. Fotona's in-house manufacturing and stringent testing of all components, in compliance with applicable international standards, ensures that our systems are of the highest quality, reliability and durability. When you choose Fotona, you choose the highest performance, best-made laser systems in the world.

Excellent Training and Support

To get the most out of your FotonaSmooth™ system, our practitioner workshops, coorganized with the Laser and Health Academy, provide hands-on demonstrations of our lasers from international clinical experts.

The Highest Performance Best Made Laser Systems in the World.



Since 1964



Laser & Health
ACADEMY

www.laserandhealth.com



Fotona, d.d.
info@fotona.com
www.fotona.com



Fotona is certified to: ISO 9001:2008, EN ISO 13485:2003, MDD 93/42/EEC, ANNEX II.3, ISO 13485:2003 (CMD CAS), GMP according to FDA regulations

From the makers of the award-winning LightWalker system:

